



National Agriculture Market

USER GUIDE

Mobile Application V1.3

Small Farmers' Agri-Business Consortium



Contents

| | |
|--|----|
| Getting Started | 2 |
| Register and download mobile app | 2 |
| Installation Procedure | 3 |
| Home Screen | 5 |
| About NAM | 6 |
| Enrolled Mandis..... | 7 |
| Commodities..... | 8 |
| Price | 9 |
| Registration Page..... | 10 |
| Trader Module | 11 |
| Home Screen | 11 |
| Bidding | 12 |
| Bidding Process..... | 13 |
| Winner List..... | 14 |
| My Bid History | 15 |
| Pending Invoices | 16 |
| Feedback | 17 |
| Commission Agent (CA) Module | 18 |
| Home Screen | 18 |
| My Lots History | 19 |
| Lot Progress..... | 20 |
| Feedback | 21 |
| Farmer Module | 22 |
| Home Screen | 22 |
| My Lots..... | 23 |
| Trade History..... | 24 |
| Lots for Consent | 25 |
| Lot Progress..... | 26 |
| Feedback | 27 |

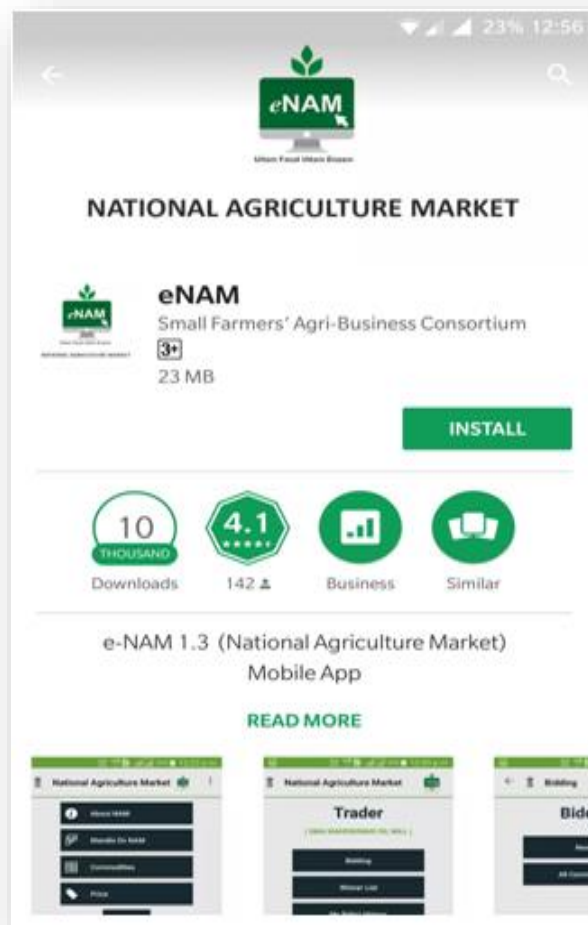


National Agriculture Market mobile application

GETTING STARTED

Register and download mobile app

- Open Google play store and search for eNAM. Link as follows:
<https://play.google.com/store/apps/details?id=in.gov.enam>
- Download the app and install in the smart phone
- Snapshot of the display in Google Play store





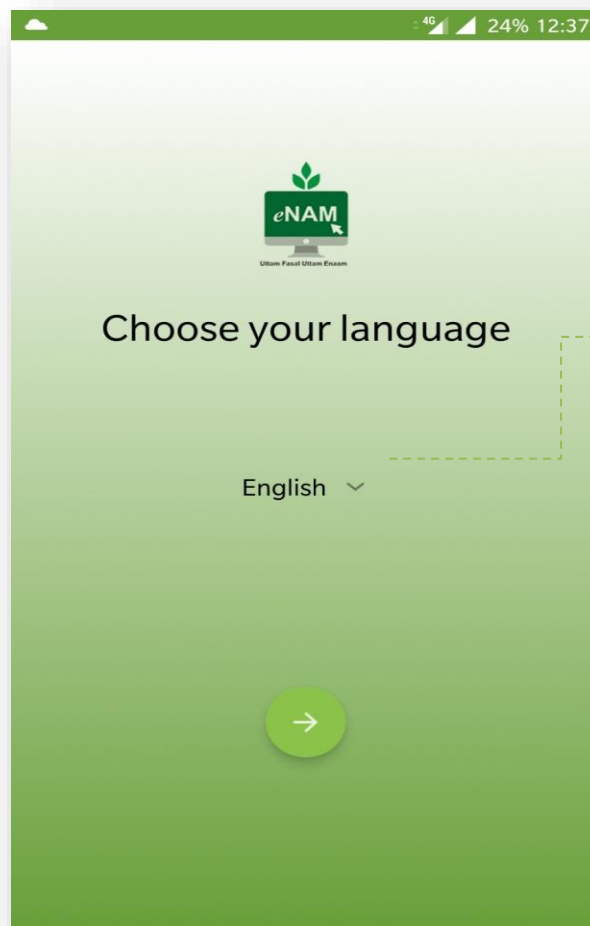
Installation Procedure

Choosing language

After the download click on the app to see the below screen with option to select the desired language.

The following languages are available to choose from:

- English
- Hindi
- Gujarati
- Telugu
- Oriya
- Marathi



Choose language of choice from the dropdown



Accepting Terms

User is required to accept “EULA” as part of installation procedure and move forward to Home Screen



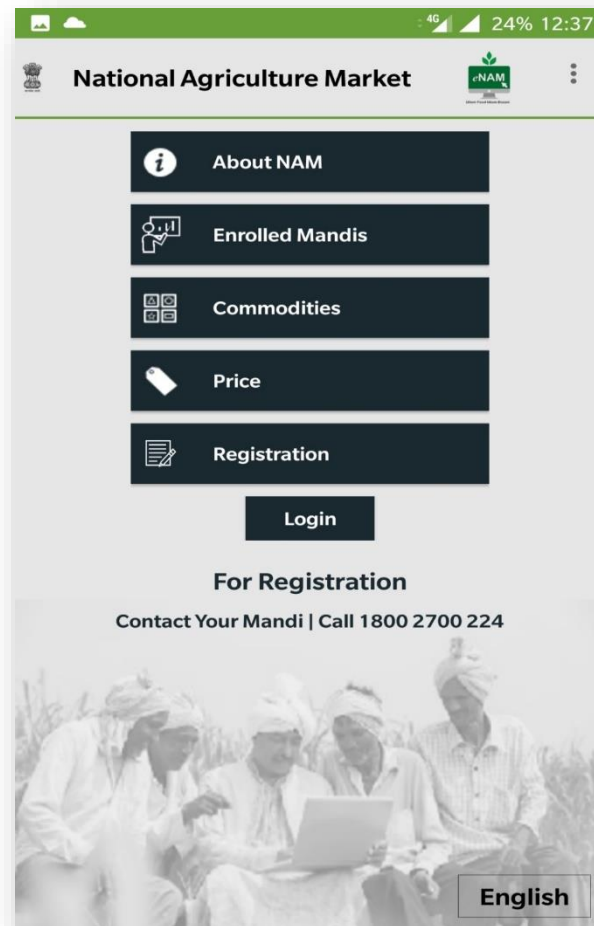
Accept terms to go to next step



Home Screen

Home screen of the application has options available as below

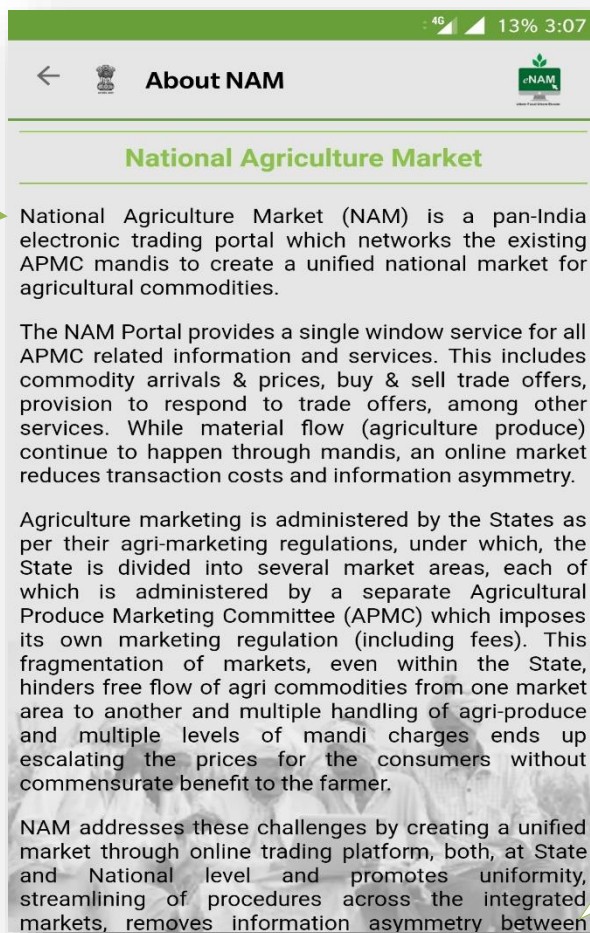
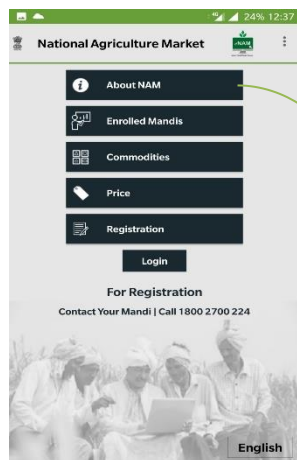
- About NAM
- Enrolled Mandis
- Commodities
- Price
- Registration





About NAM

Describes about National Agriculture Market and its objectives. Current scenario of agriculture marketing and regulations in states are also briefed.

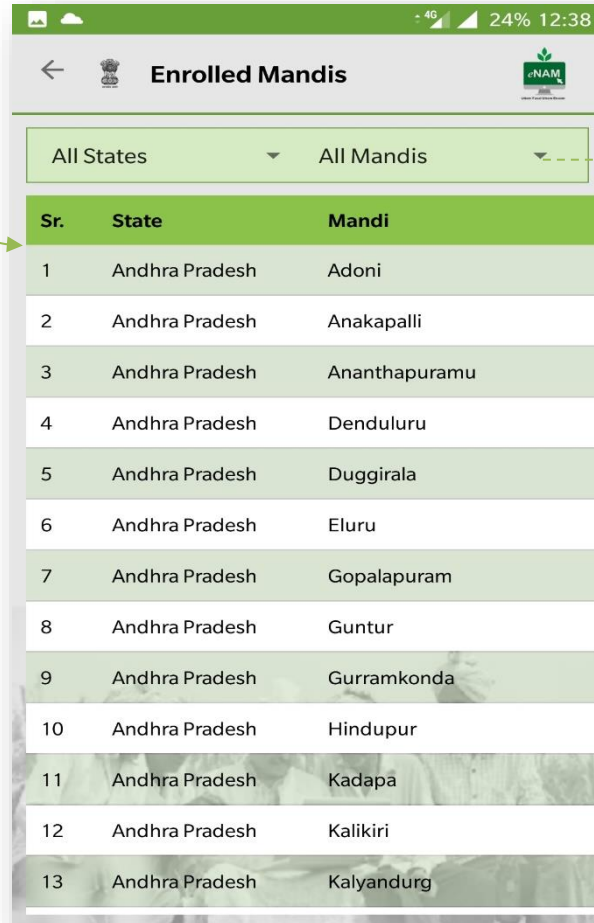
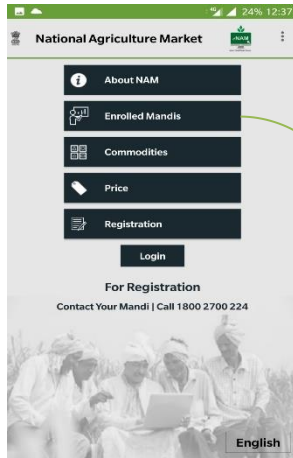


Scroll down for more information



Enrolled Mandis

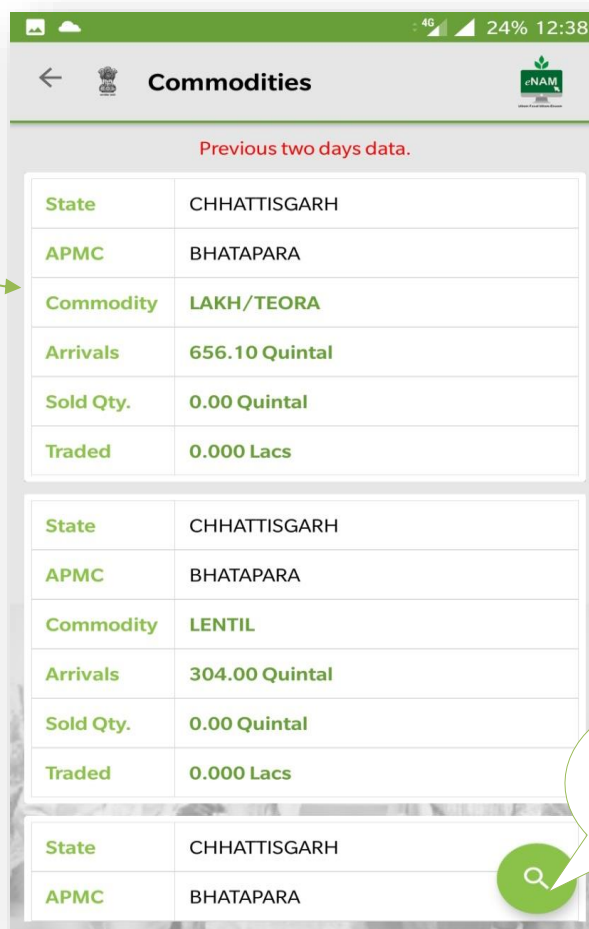
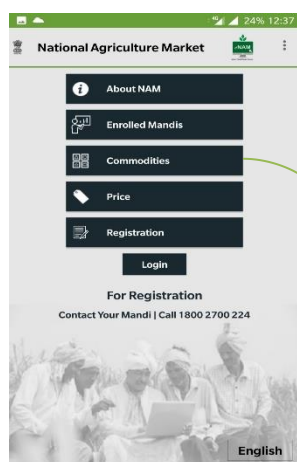
Total APMC's (mandis) enrolled under eNAM are enlisted here. 470 APMC's from 14 states are on eNAM platform currently, list of which are displayed here state-wise as drop down option.



Allows selection of State and Mandis under eNAM

Commodities

This option allows access to view details of information on all the traded commodities that have been traded in the last two days. In addition, this option enlists all the approved commodities in the project. Mandi and the corresponding commodities along with arrival quantity can be viewed. By clicking the search button on the bottom right corner, the user will be able to access information of last two days from the current data.

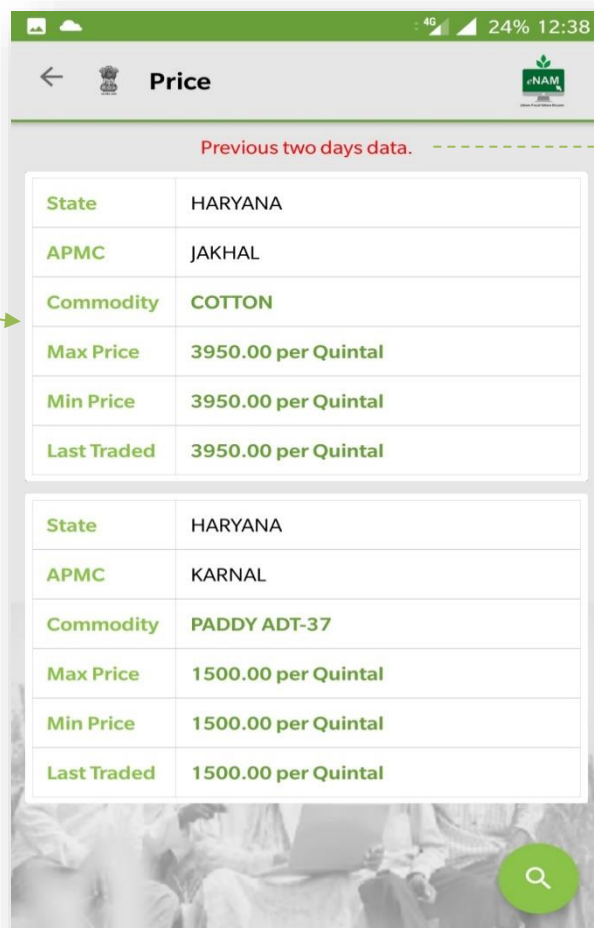
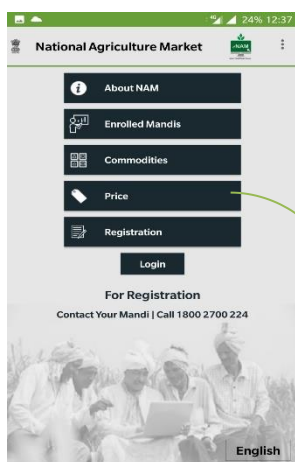


Search commodity data



Price

The price button fetches complete information on commodity prices with quintal as the unit that were traded during the last two days. An option to fetch information State wise, APMC wise and Commodity wise is provided.



Information of last two days trade



Registration Page

Stake holders (Seller/Farmer, Buyer, Commission Agents and Service providers) can register themselves from the mobile app. Registration can be done at state level and mandi level. On

successful registration, user is notified via SMS/email that were provided at the time of registration along with login credentials.

The screenshot shows the 'Registration' page with the following fields:

- Registration Level ***: Radio buttons for State and Mandi.
- Registration Type ***: A dropdown menu labeled 'Select Type'.
- Personal Details** section:
 - Title ***: A dropdown menu labeled 'Select Title'.
 - First Name ***: Text input field labeled 'Enter First Name'.
 - Middle Name**: Text input field labeled 'Enter Middle Name'.
 - Last Name ***: Text input field labeled 'Enter Last Name'.
 - Gender ***: A dropdown menu labeled 'Select Gender'.
 - Date of Birth ***: Text input field.

At the bottom, there are two buttons: 'Cancel' and 'Submit'.

The screenshot shows the 'Registration' page with the following fields:

- Photo Id Type ***: A dropdown menu labeled 'Select Type'.
- Photo Id Number ***: Text input field labeled 'Enter Photo Id Number'.
- Mobile Number ***: Text input field labeled 'Enter Mobile Number'.
- Email Id ***: Text input field labeled 'Enter Email Id'.
- Registration Acknowledgement**: Two checkboxes, 'Get SMS' and 'Get Email', both of which are checked.
- Account Holder Name(As per bank details) ***: Text input field labeled 'Enter Account Holder'.
- Bank Name ***: Text input field labeled 'Enter Bank Name'.
- Bank Account Number ***: Text input field with a visibility toggle icon (an eye with a slash).

At the bottom, there are two buttons: 'Cancel' and 'Submit'.

Scroll down further to complete uploading identity proofs and submit

Drops down to select Farmer, Trader, CA or Service Provider

State and Mandi level registrations



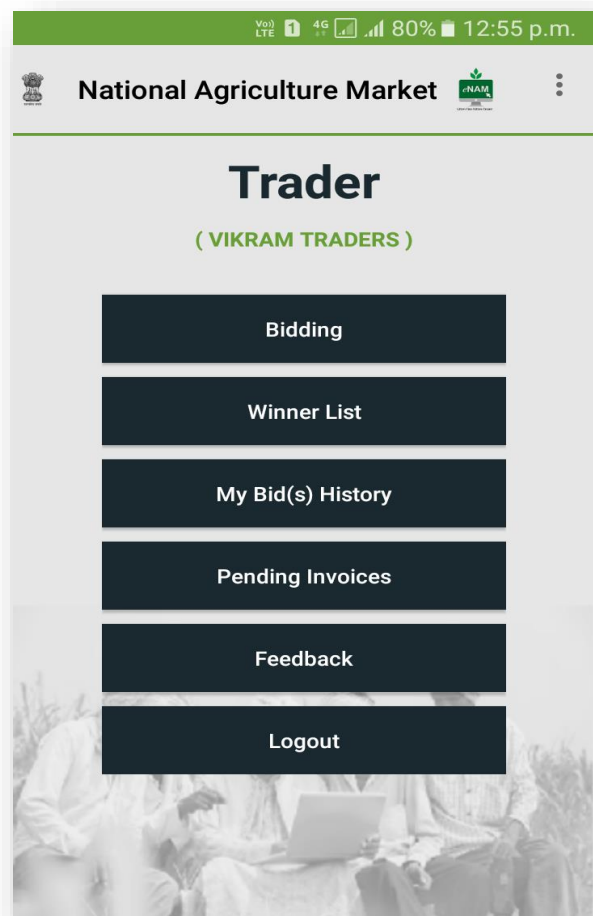
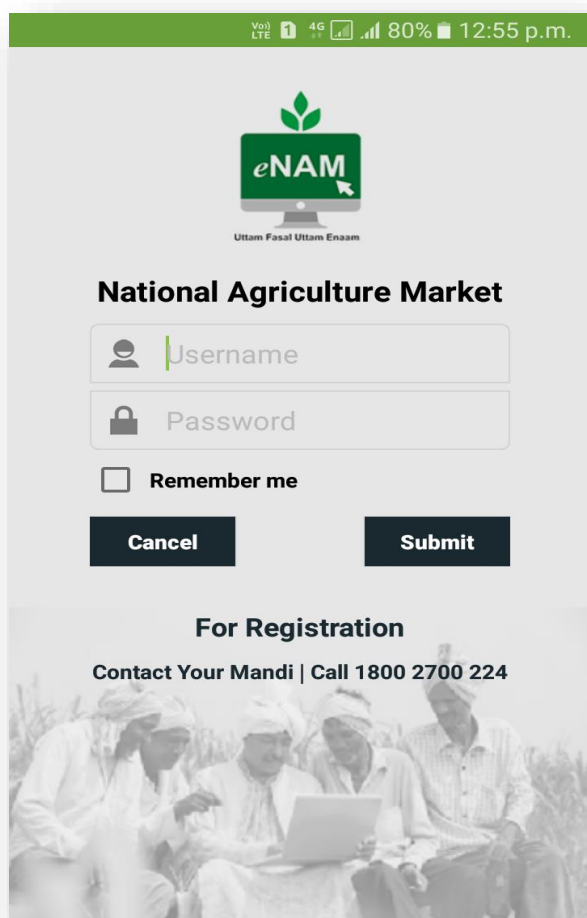
TRADER MODULE

Following section of the manual describes the options available for Traders/ buyers in the eNAM mobile application. Steps below show navigation through options for Trader after logging in with individual credentials

Home Screen

To login, trader need to select his/her respective state to carry on transactions using mobile app. Once the Trader logs in, the following tabs are available

- Bidding
- Winner List
- My Bid History
- Pending Invoices
- Feedback
- Logout

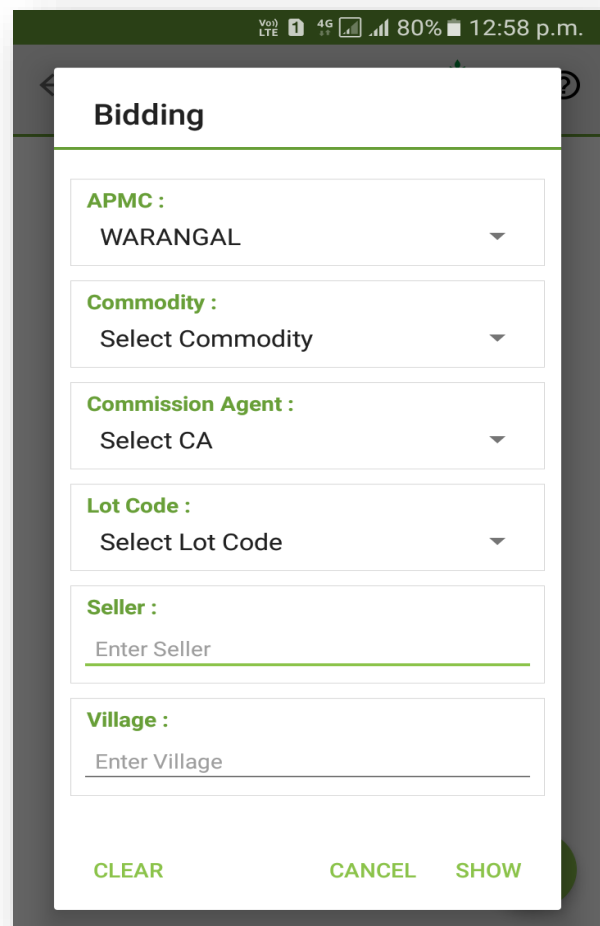
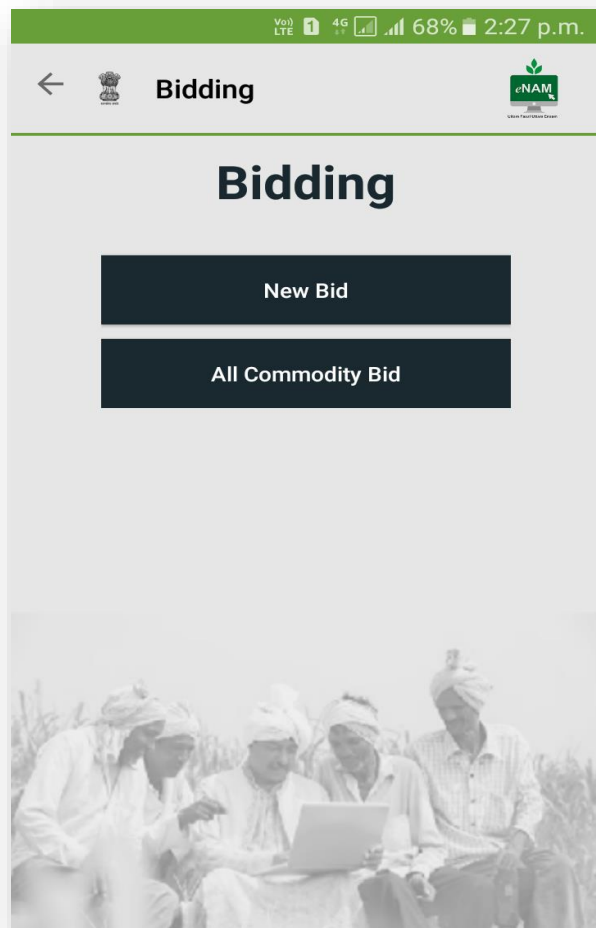




Bidding

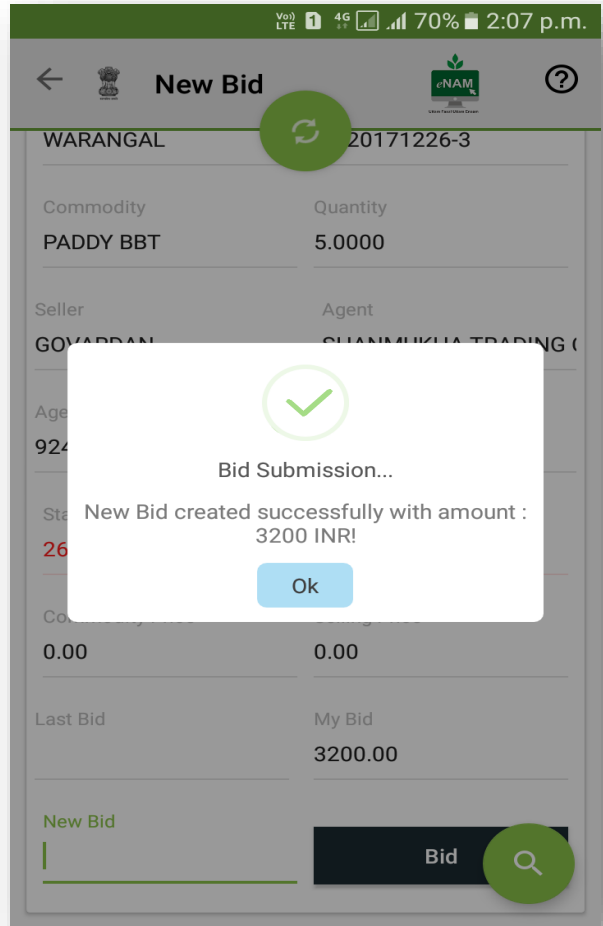
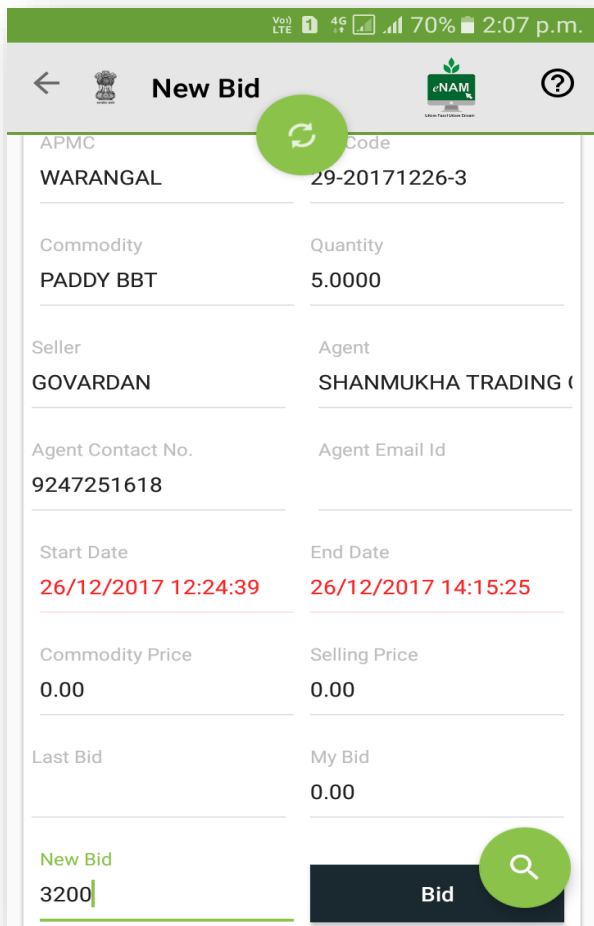
- All Commodity Bid- In this tab all the bidding commodities cab been seen by the trader, so that if interested can add to the preferred bid list.
- New Bid- In this tab the preferred commodity list of traders is shown where the trader can Bid for selected commodity.

By selecting Bidding Filter, he can bid easily by search Commodity wise, CA wise, Lot wise



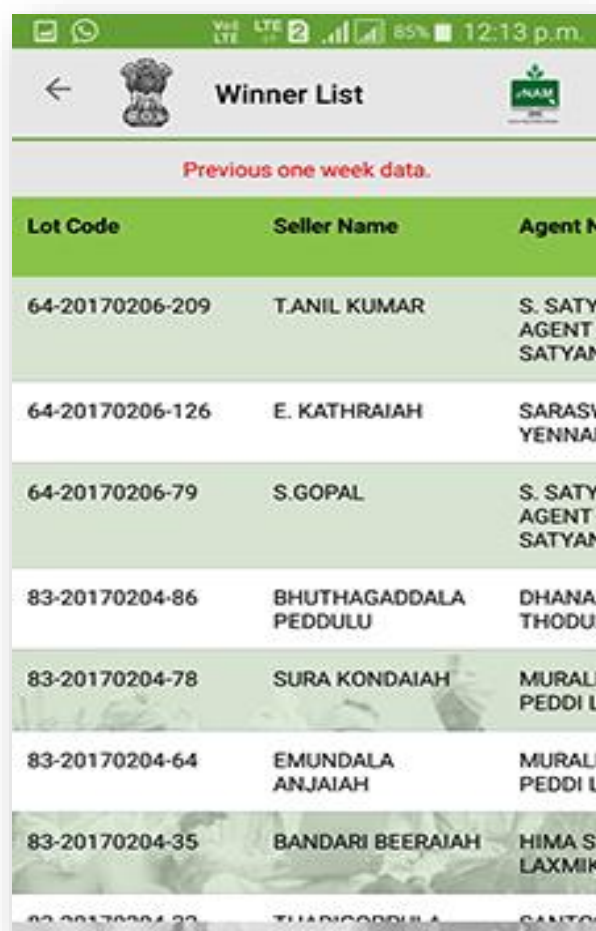
Bidding Process

- Trader can bid on a commodity/Lot by entering a value higher than the 'Last Bid' and providing the bid is not made after bid time is closed.
- After entering the amount in New Bid, trader clicks on Bid and trader can view the message as “New Bid Created successfully with amount: 3200”.



Winner List

- Trader can access the winner list report for previous one week from the current date.
- In the winner list the participants name whether winner or not, bid date, time stamp Lot Code, Bid Rate, Quantities, Winner Name, Seller Name, Agent Name, and Commodities are populated.
- Trader can search the history of bids as per the requirement.
- In this once the date range is entered the data gets populated like APMC, Commodity, Lot Code, Quantity in Quintal, Bid Date with time and Bid Rate.

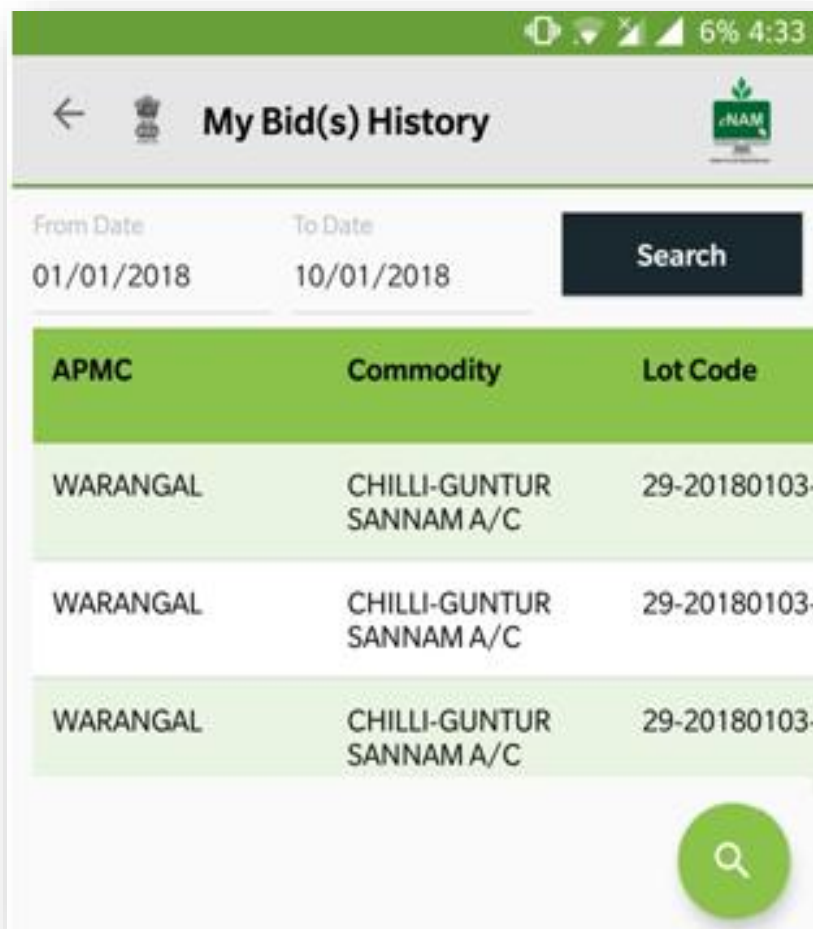


| Lot Code | Seller Name | Agent Name |
|-----------------|-----------------------|-------------------------|
| 64-20170206-209 | TANIL KUMAR | S. SATY, AGENT : SATYAN |
| 64-20170206-126 | E. KATHRAIAH | SARASV YENNAM |
| 64-20170206-79 | S.GOPAL | S. SATY, AGENT : SATYAN |
| 83-20170204-86 | BHUTHAGADDALA PEDDULU | DHANAI THODUR |
| 83-20170204-78 | SURA KONDAIAH | MURALI PEDDI L |
| 83-20170204-64 | EMUNDALA ANJAJIAH | MURALI PEDDI L |
| 83-20170204-35 | BANDARI BEERAJIAH | HIMA SA LAXMIK |
| 83-20170204-22 | THARICODDILA | GANTO |



My Bid History

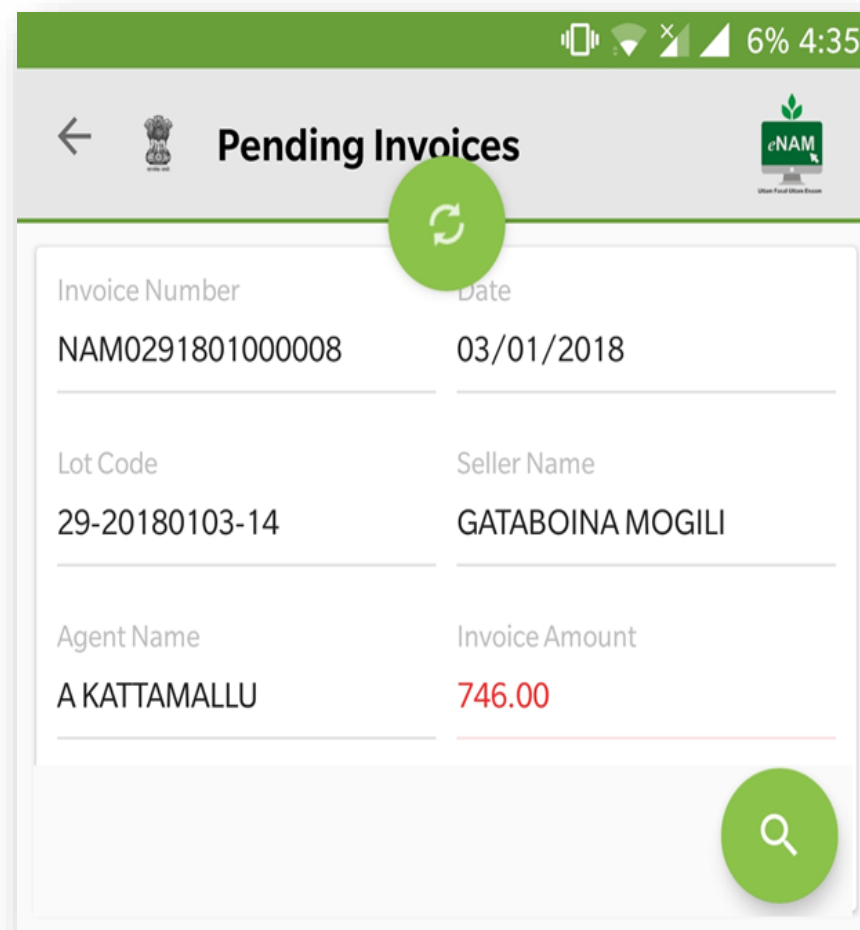
Here a trader has an option to verify his trade history. Date selection has been given so that trader can retrieve data for desired dates.





Pending Invoices

Once sale agreements and sale bills are generated for the winning lots and waiting for payment by a trader then he/she can view them in pending invoices tab. Option to view sale bill has been added.





Feedback

- In the Feedback option, traders can provide suggestion to improve eNAM process in terms of all modules.
- Trader must provide his name, email id and what suggestion he wants to give he needs to write it down and then submit.

A screenshot of the eNAM mobile application's Feedback screen. The screen has a white background with green accents. At the top, there is a status bar with 'VoLTE', '4G', signal strength, '82%' battery, and '10:59 a.m.'. Below the status bar is a header with a back arrow, the Indian national emblem, the word 'Feedback', and the eNAM logo. The main content area is titled 'Suggestion Box' in green. It contains three input fields: 'Your Name *', 'Email Address *', and a larger text area for 'Tell us your interest *'. At the bottom, there is a green button labeled 'SUBMIT'.



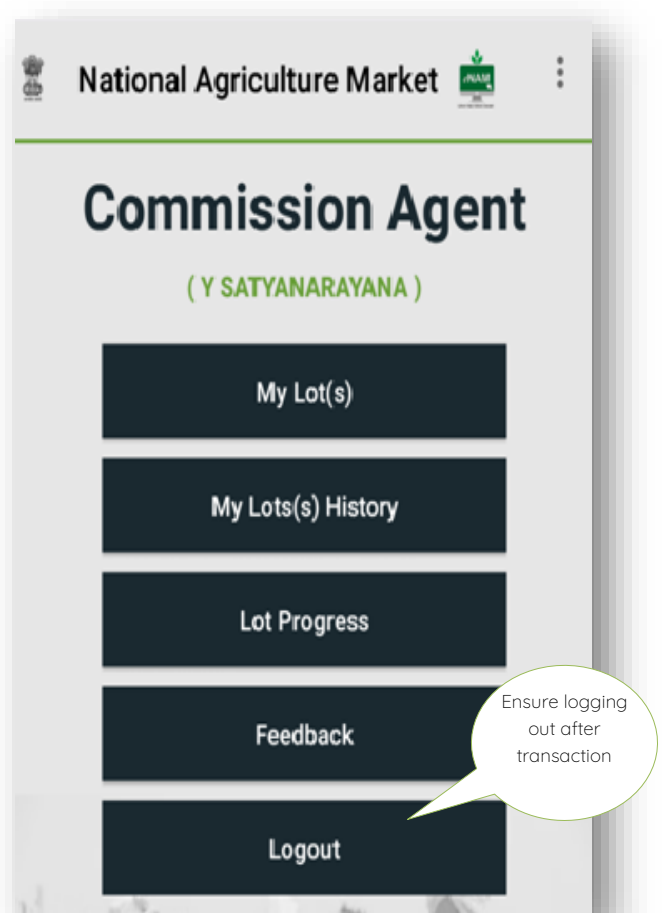
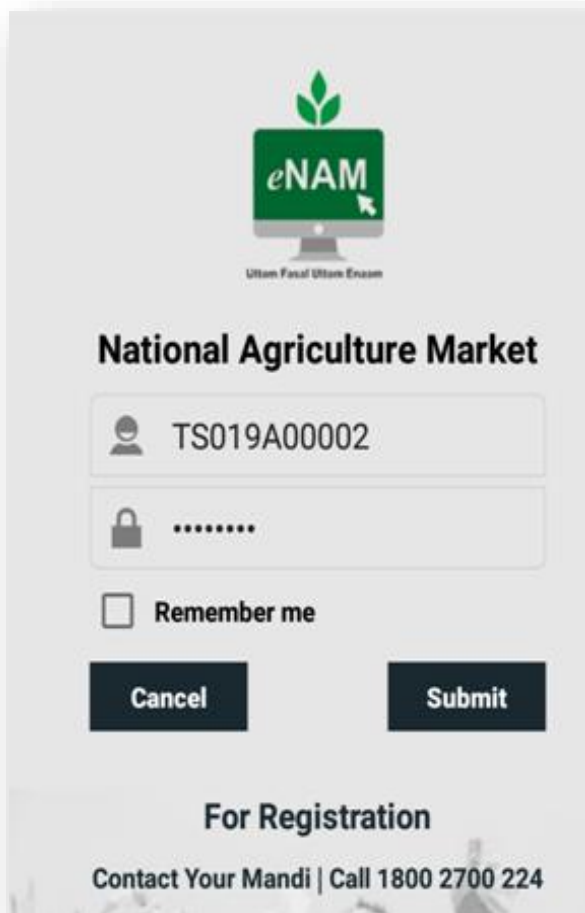
COMMISSION AGENT (CA) MODULE

The following section of the manual outlines the key activities that are being carried out by trader using eNAM mobile application.

Home Screen

To login commission agent need to select his/her respective state to carry on transactions using mobile app. Once the Trader logs in through APP as shown in the screenshot they will be able to view 5 tabs.

- My Lots
- My Lots History
- Lot Progress
- Feedback
- Logout





My Lots History

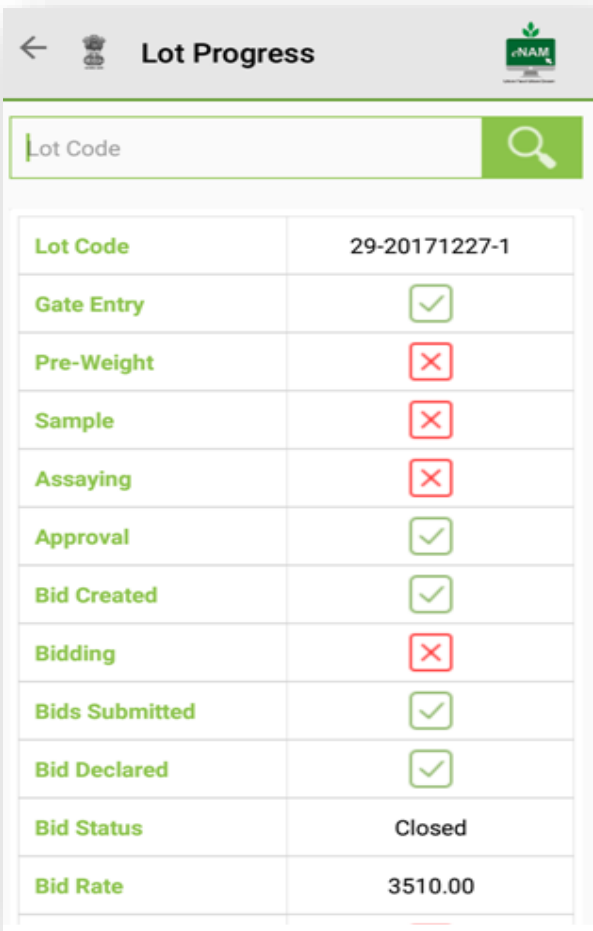
- CA can view his lots information in My Lots tab.
- In My Lots History CA can view previous 7 days' lots information.

| Current day data. | | |
|-------------------|------------------------|-------------|
| Lot Code | Lot Date | Seller Name |
| 29-20171227-1 | 27/12/2017 11:02:49 | GOVARD |

| Current day data. | | |
|-------------------|------------|-----------------------|
| Bag Type | No Of Bags | Quantity (In Quintal) |
| 60 KG BAG | 35.0000 | 21.0000 |

Lot Progress

In lot progress module a user can verify the lot status that would be updated on real time basis from gate entry to gate exit with step by step.



| Lot Progress | |
|----------------|-------------------------------------|
| Lot Code | 29-20171227-1 |
| Gate Entry | <input checked="" type="checkbox"/> |
| Pre-Weight | <input type="checkbox"/> |
| Sample | <input type="checkbox"/> |
| Assaying | <input type="checkbox"/> |
| Approval | <input checked="" type="checkbox"/> |
| Bid Created | <input checked="" type="checkbox"/> |
| Bidding | <input type="checkbox"/> |
| Bids Submitted | <input checked="" type="checkbox"/> |
| Bid Declared | <input checked="" type="checkbox"/> |
| Bid Status | Closed |
| Bid Rate | 3510.00 |



Feedback

- In the Feedback option, CA's can provide suggestion to improve eNAM process in terms of all modules.
- CA must provide his name, email id and what suggestion he wants to give he needs to write it down and then submit.

A screenshot of the eNAM mobile application's Feedback screen. The screen has a green header bar with a back arrow, the Government of India emblem, the word 'Feedback', and the eNAM logo. Below the header is a section titled 'Suggestion Box'. It contains three input fields: 'Your Name *', 'Email Address *', and a larger text area for 'Tell us your interest *'. At the bottom of the screen is a green button labeled 'SUBMIT'. The status bar at the top shows 'VoLTE', '4G', signal strength, 82% battery, and '10:59 a.m.'.




FARMER MODULE

The following section of the manual outlines the key activities that are being carried out by trader using eNAM mobile application.


Home Screen


To login farmer needs to select his/her respective state to carry on transactions using mobile app. Once the farmer logs in through APP the following screen appears with six tabs.

- My Lots
- My Trade History
- Lots for Consent
- Lot Progress
- Feedback
- Logout


Uttam Fasal Uttam Eraam

National Agriculture Market



 TS014F00001

 ••••••••

Remember me

Cancel **Submit**

For Registration
Contact Your Mandi | Call 1800 2700 224

 National Agriculture Market 

Farmer

(MIHIR PARIKH)

My Lot(s)

My Trade History

Lots for consent

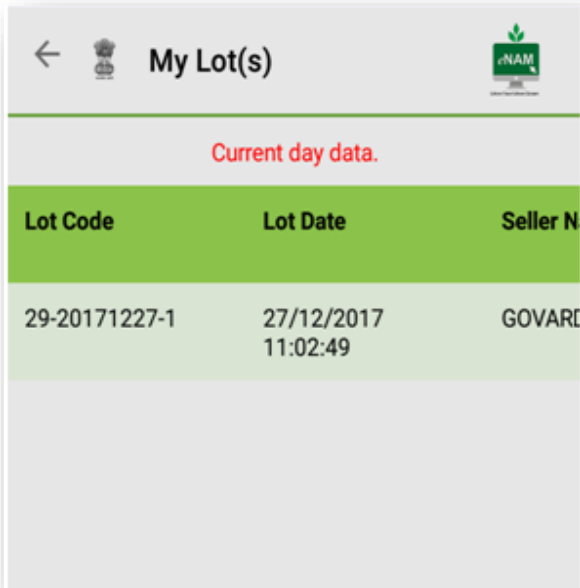
Lot Progress

Feedback

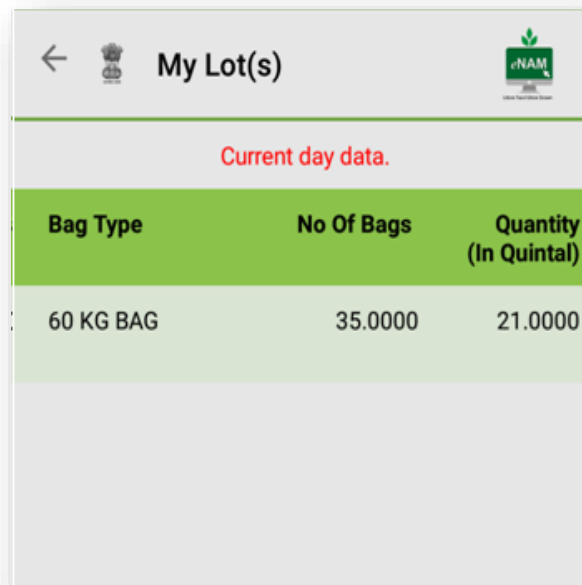
Logout

My Lots

Farmer can view his latest traded lots in 'my lots' tab.



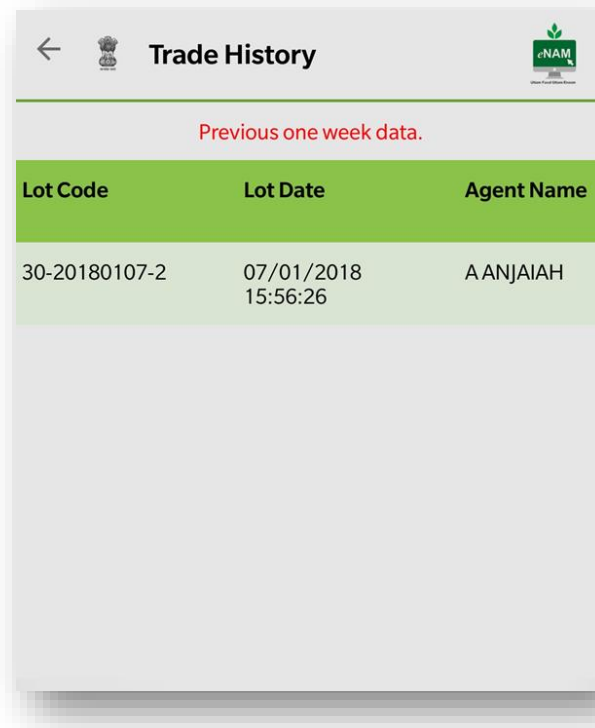
| Current day data. | | |
|-------------------|------------------------|-------------|
| Lot Code | Lot Date | Seller Name |
| 29-20171227-1 | 27/12/2017 11:02:49 | GOVAR... |



| Current day data. | | |
|-------------------|------------|-----------------------|
| Bag Type | No Of Bags | Quantity (In Quintal) |
| 60 KG BAG | 35.0000 | 21.0000 |

My Trade History

In this tab farmer can view his lots that were traded in last one week.



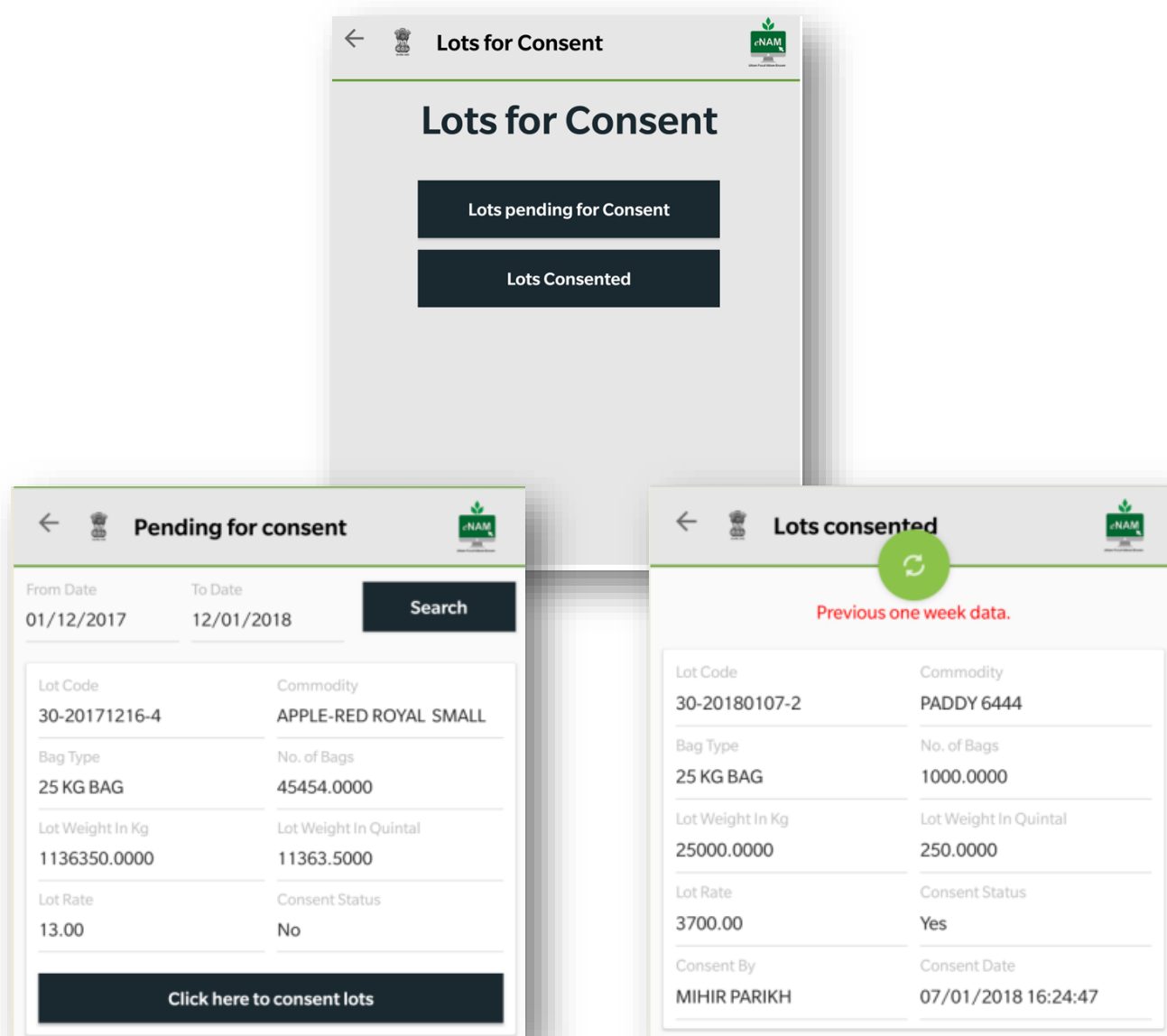
| Lot Code | Lot Date | Agent Name |
|---------------|------------------------|------------|
| 30-20180107-2 | 07/01/2018 15:56:26 | AANJIAH |



Lots for Consent

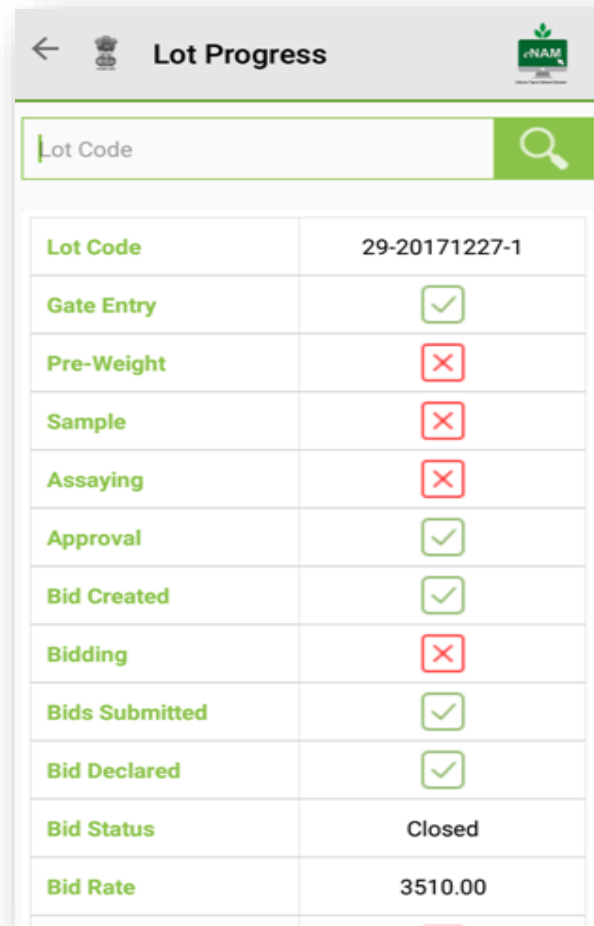
- Lots pending for Consent
- Lots consented

List of all lots that are traded would be displayed for farmer's consent. If the price offered to the lot is acceptable to the farmer, he clicks on consent lots and further lots consented are displayed in lots consented.



Lot Progress

In lot progress module a user can verify the lot status that would be updated on real time basis from gate entry to gate exit



The screenshot shows the 'Lot Progress' screen in the eNAM mobile application. At the top, there is a back arrow, a crown icon, the title 'Lot Progress', and the eNAM logo. Below the title is a search bar labeled 'Lot Code' with a magnifying glass icon. The main content is a table with two columns: the first column lists various stages of the lot process, and the second column shows the status of each stage, indicated by a green checkmark for completion and a red 'X' for failure. The final row shows the 'Bid Status' as 'Closed' and the 'Bid Rate' as '3510.00'.

| Lot Code | 29-20171227-1 |
|----------------|-------------------------------------|
| Gate Entry | <input checked="" type="checkbox"/> |
| Pre-Weight | <input type="checkbox"/> |
| Sample | <input type="checkbox"/> |
| Assaying | <input type="checkbox"/> |
| Approval | <input checked="" type="checkbox"/> |
| Bid Created | <input checked="" type="checkbox"/> |
| Bidding | <input type="checkbox"/> |
| Bids Submitted | <input checked="" type="checkbox"/> |
| Bid Declared | <input checked="" type="checkbox"/> |
| Bid Status | Closed |
| Bid Rate | 3510.00 |



Feedback

- In the Feedback option, farmer can provide suggestion to improve eNAM process in terms of all modules.
- Farmer must provide his name, email id and what suggestion he wants to give he needs to write it down and then submit.

The screenshot shows the 'Feedback' screen of the eNAM mobile application. At the top, there is a status bar with 'VoLTE', '4G', signal strength, '82%' battery, and '10:59 a.m.'. Below the status bar is a header with a back arrow, the Government of India emblem, the word 'Feedback', and the eNAM logo. The main content area is titled 'Suggestion Box' and contains three input fields: 'Your Name *', 'Email Address *', and 'Tell us your interest *'. A green 'SUBMIT' button is located at the bottom of the form.

For additional information, call on 1800 2700 224